



GMS FRANCE
Gonvarri Group

**LISTE DE NOS
PRINCIPAUX SYSTÈMES
CERTIFIÉS SELON LA
NORME EUROPÉENNE
EN1317 ET NOS
RACCORDS NF 058**

**Pour tout renseignement,
contacter Christophe CANAL**


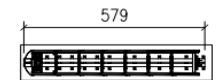
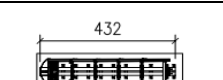
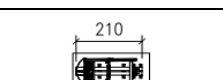
Tel : 06 72 91 23 26

Mail : ccanal@roadsteel.com

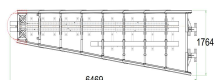


AOÛT 2019

**ATTENUATEURS REDIRECTIFS MARQUES CE, TESTÉS SUR BETON ET SUR ENROBÉ
REDIRECTIVE CRASH CUSHIONS CE CERTIFIED ON CONCRETE OR ASPHALT**


















Atténuateurs parallèles - <i>Parallel crash cushions</i>	Dénomination - <i>Designation</i>	Niveau de retenue - <i>Containment level</i>	Indice ASI - <i>ASI value</i>	Classe de redirection - <i>Redirection class</i>	Déplacement latéral permanent - <i>Permanent lateral displacement</i>
	AIR-H110P	110 km/H	B	Z1	0,1 m (D1)
	AIR-H100P	100 km/H	B	Z1	0,1 m (D1)
	AIR-H80P	80 km/H	B	Z1	0,1 m (D1)
	AIR-H50P	50 km/H	B	Z1	0,1 m (D1)

Atténuateurs trapézoïdaux - <i>Trapezoidal crash cushions</i>	Dénomination - <i>Designation</i>	Niveau de retenue - <i>Containment level</i>	Indice ASI - <i>ASI value</i>	Classe de redirection - <i>Redirection class</i>	Déplacement latéral permanent - <i>Permanent lateral displacement</i>
	AIR-H110V	110 km/H	B	Z1	0,1 m (D1)
	AIR-H100V	100 km/H	B	Z1	0,1 m (D1)
	AIR-H80V	80 km/H	B	Z1	0,1 m (D1)
	AIR-H50V	50 km/H	B	Z1	0,1 m (D1)

Atténuateurs asymétriques - <i>Asymmetric crash cushions</i>	Dénomination - <i>Designation</i>	Niveau de retenue - <i>Containment level</i>	Indice ASI - <i>ASI value</i>	Classe de redirection - <i>Redirection class</i>	Déplacement latéral permanent - <i>Permanent lateral displacement</i>
	AIR-H110A	110 km/H	B	Z1	0,2 m (D1)
	AIR-H100A	100 km/H	B	Z1	0,1 m (D1)
	AIR-H80A	80 km/H	B	Z1	0,1 m (D1)
	AIR-H50A	50 km/H	B	Z1	0,0 m (D1)











SYSTEMES DE NIVEAU **N2** MARQUÉS CE

N2 single barriers certified acc. EN 1317

Section courante - Roadside single barriers	Dénomination - Designation	Indice ASI - ASI value	Largeur de fonctionnement - Working width	Déflexion dynamique - Dynamic deflexion	Type supports - Type of posts	Interdistança supports - Posts interdistance
	BMS6L-N2 A1	A	W5 (1,6 m)	1,6 m	C120X1500	6 m
	BMSNF4L-N2	A	W5 (1,7 m)	1,4	C100X1500	4 m
	BMS4L-N2	A	W5 (1,5 m)	1,4 m	C120X1500	4 m
	BMSNF2L-N2	A	W4 (1,3 m)	1,1	C100X1500	2 m
	BMS6PRL-N2	A	W4 (1,3 m)	1,2 m	C120X1500 renforcé	6 m
	BMS4PRL-N2	A	W4 (1,3 m)	1,2 m	C120X1500 renforcé	4 m
	BMS6PR-N2	A	W4 (1,3 m)	1,2 m	C120X1500	6 m
	BMS2L-N2	A	W4 (1,3 m)	1,2 m	C120X1500	2 m
	BMS2Q-N2	A	W4 (1,1 m)	1,0 m	C120 sur platine	2 m
	BMS4PR-N2	A	W3 (1 m)	1,0 m	C120X1500	4 m
	BMS2PRL-N2	A	W3 (0,9 m)	0,8 m	C120X1500 renforcé	2 m
	BMS1L-N2	A	W3 (1 m)	0,9 m	C120X1500	1,33 m
	BMS2PR-N2	A	W2 (0,8 m)	0,7 m	C120X1500	2 m
	BMS1P-N2	A	W2 (0,8 m)	0,7 m	C120X1500	1,33 m
	BMS1L-L1	A	W2 (0,8 m)	0,7 m	C120X1700	1,33 m
	BMS1L-H2 (N2, H1 et H2)	A	N2 - W2 (0,7 m)	0,6 m	C120X1600	1,33 m
	BMS1PR-N2	A	W1 (0,6 m)	0,6 m	C120X1500	1,33 m







SYSTEMES DE NIVEAU H1 MARQUÉS CE

H1 single barriers certified acc. EN 1317

Section courante - Roadside single barriers	Dénomination - Designation	Indice ASI - ASI value	Largeur de fonctionnement - Working width	Déflexion dynamique - Dynamic deflexion	Type supports - Type of posts	Interdistance supports - Posts interdistance
	BMS4PRL-H1	A	W5 (1,6 m)	1,5 m	C100X1650	4 m
	BMS4PLS-H1	A	W4 (1,3 m)	1,2 m	C120X1700	4 m
	BMS4PL-H1	A	W4 (1,2 m)	1,1 m	C120X1700	4 m
	BMS2-H1	A	W4 (1,1 m)	1,0 m	C125X1700	2 m
	BMS2PRL-H1	A	W3 (1,0 m)	1 m	4 mm	2 m
	TRIONDA H2L-R (H1 et H2)	A	W4 (1,1 m)	1,0 m	C125X1800	2 m
	BMS1L-L1	A	W3 (1,0 m)	0,9 m	C120X1700	1,33 m
	BMS2PLS-H1	A	W3 (1,0 m)	0,9 m	C120X1700	2 m
	BMS1L-H2 (N2, H1 et H2)	A	H1 - W2 (0,8 m)	0,7 m	C120X1600	1,33 m
	BMS1PLS-H1	A	W2 (0,8 m)	0,5 m	C120X1600	1,33 m

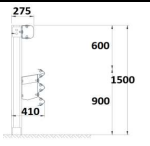
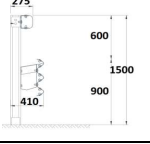
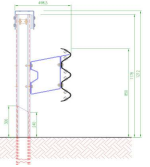
SYSTEMES DE NIVEAU H2 MARQUÉS CE

H2 single barriers certified acc. EN 1317

	BMS2L-H2	A	W5 (1,5 m)	1,4 m	C120X1600	2 m
	BMS1L-H2 (N2, H1 et H2)	A	H2 - W4 (1,3 m)	1,2 m	C120X1600	1,33 m
	BMS1-H2	A	W4 (1,3 m)	1,1 m	C125X1600	1,33 m
	TRIONDA H2L-R (H1 et H2)	A	W5 (1,7 m)	1,6 m	C125X1800	2 m
	TRIONDA H2L-S1.5	A	W4 (1,2 m)	0,9 m	C125X1750	1,5 m
	TRIONDA H2L- RS1,5	B	W3 (1 m)	0,9 m	C125X1750	1,5 m

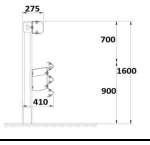
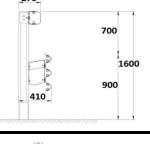
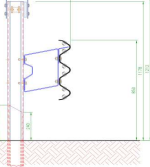
SYSTEMES DE NIVEAU **H3** MARQUÉS CE

H3 single barriers certified acc. EN 1317










Section courante - Roadside single barriers	Dénomination - Designation	Indice ASI - ASI value	Largeur de fonctionnement - Working width	Déflexion dynamique - Dynamic deflexion	Type supports - Type of posts	Interdistance supports - Posts interdistance
	TRIONDA H3L-S2	A	W6 (2,1 m)	1,7 m	C125X2400	2 m
	TRIONDA H3L-R	A	W5 (1,7 m)	1,5 m	C125X2400	1,5 m
	SMART RAIL H3	A	W5 (1,4 m)			2,66 m

SYSTEMES DE NIVEAU **H4b** MARQUÉS CE





H4b single barriers certified acc. EN 1317

	TRIONDA H4bL-S2	A	W6 (2 m)	1,7 m	C125X2500	2 m
	TRIONDA H4bL	A	W5 (1,6 m)	1,3 m	C125X2500	1,5 m
	SMART RAIL H4b	A	W3 (1 m)	0,6 m	C125X2100	2 m

DISPOSITIFS AVEC ECRAN MOTO MARQUES CE
Single barriers with motorcyclists protection certified acc. EN 1317

Section courante - Roadside single barriers	Dénomination - Designation	Niveau de retenue - Containment level	Indice ASI - ASI value	Largeur de fonctionnement - Working width	Déflexion dynamique - Dynamic deflexion	Type supports - Type of posts	Interdistance supports - Posts interdistance
	SPM-S4	N2	A	W5 (1,7 m)	1,5 m	C120X1500	4 m
	SPM-S4L	N2	A	W5 (1,6 m)	1,2 m	C120X1500	4 m
	SPM-S2	N2	A	W4 (1,3 m)	1,1 m	C120X1500	2 m
	SPM-S2L	N2	A	W4 (1,3 m)	0,9 m	C120X1500	2 m
	SPM-ES2SUP	H1	B	W4 (1,3 m)	1,2 m	C120X2000	2 m
	SPM-S4-H1	H1	A	W4 (1,3 m)	1,1 m	C120X1650	4 m
	SPM-S1-H2	H2	B	W5 (1,4 m)	1,3 m	C120X1600	1,33 m
	SPM-D2	H2	B	W3 (1 m)	0,8 m	C125X1750	2 m
	SPM-BEAM-N2- S4R (mixte bois- métal)	N2	A	W5 (1,7 m)	1,2 m	C100X1500	4 m

GLISSIERES MIXTES BOIS-METAL MARQUES CE
Wooden/steel single barriers certified acc. EN 1317

Section courante - Roadside single barriers	Dénomination - Designation	Niveau de retenue - Containment level	Indice ASI - ASI value	Largeur de fonctionnement - Working width	Déflexion dynamique - Dynamic deflexion	Type supports - Type of posts	Interdistance supports - Posts interdistance
	BEAM-N2-S4R	N2	A	W5 (1,7 m)	1,4 m	C100X1500	4 m
	BEAM-N2-S2R	N2	A	W4 (1,2 m)	1,0 m	C100X1500	2 m
	BEAM-H1S	H1	A	W4 (1,3 m)	1,1 m	C125X1800	2 m
	BEAM-H2	H2	A	W6 (2 m)	1,8 m	C125X1800	2 m



DISPOSITIFS DE
RETENUE CERTIFIES
BELSH EN 1417



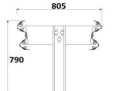
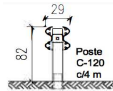

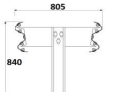





CANDÉLABRES
ECLAIRAGE PUBLIC



STRUCTURES ECLAIRAGES
ET ENERGIE
RENOUVELABLES

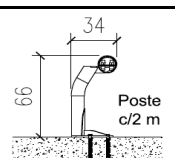
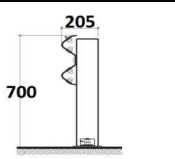
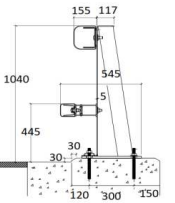
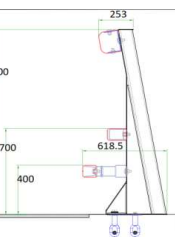
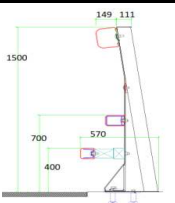
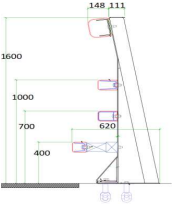
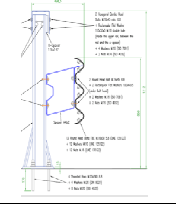
SYSTEMES DOUBLES MARQUES CE
Double barriers certified acc. EN 1317

Section courante - Roadside single barriers	Dénomination - Designation	Niveau de retenue - Containment level	Indice ASI - ASI value	Largeur de fonctionnement - Working width	Déflexion dynamique - Dynamic deflexion	Type supports - Type of posts	Interdistance supports - Posts interdistance
	BMD4-N2	N2	A	W4 (1,3 m)	1,1 m	C120X1800	4 m
	BMD1-N2	N2	A	W2 (0,8 m)	0,6 m	C120X1500	1,33 m
	BMD2L-H1	H1	A	W5 (1,4 m)	0,9 m	C120X1500	2 m
	BMD4R-H1	H1	A	W4 (1,1 m)	1,0 m	C120X1700	4 m
	BMD2R-H1	H1	A	W3 (1 m)	0,9 m	C120X1700	2 m
	BMD2-H2	H2	A	W6 (2,1 m)	1,6 m	C125X1800	2 m
	BMD2R-H2	H2	A	W5 (1,6 m)	1,5 m	C120X1700	2 m
	BMD1R-H2	H2	A	W4 (1,3 m)	1,1 m	C120X1700	1,33 m
	TRIONDA H2M	H2	B	W3 (1 m)	0,8 m	C125X1750	1,33 m

N.B : tous les modèles comprenant la mention R sont à largeur réduite.

DISPOSITIFS POUR OUVRAGE D'ART MARQUÉS CE

Bridge parapets certified acc. EN 1317

Section courante - Bridge parapets	Dénomination - Designation	Niveau de retenue - Containment level	Indice ASI - ASI value	Largeur de fonctionnement - Working width	Déflexion dynamique - Dynamic deflexion	Vi - Vehicle Intrusion Value	Type supports - Type of posts	Longueur testée - Tested length	Interdistance supports - Posts interdistance
	PEU-13 - dispositif esthétique tubulaire	N1	A	W1 (0,5 m)	0,2 m	N.C	spécial	N.C	2 m
	BMS2Q-N2	N2	A	W4 (1,1 m)	1,0 m		C120 sur platine	60 m	2 m
	PMH-13	H2	B	W4 (1,1 m)	0,9 m	Vi 5 (1,5 m)	PMH-13	42,50 m	2,5 m
	PMH-16R	H3	B	W4 (1,2 m)	0,7 m		PMH-16R	47,50 m	2,5 m
		N2		W2 (0,7 m)	0,3 m			47,50 m	
	PMH-16	H3	B	W2 (0,8 m)	0,6 m	Vi 5 (1,6 m)	PMH-16	62,50 m	2,5 m
	PMH-38	H4b	B	W4 (1,1 m)	0,9 m	Vi6 (2,0 m)	PMH-38	62,50 m	2,5 m
	SMART RAIL H4b BRIDGE	H4b	A	W3 (1 m)	0,6 m	Vi8 (2,6 m)	C125 platine	72 m	2 m



DISPOSITIFS DE RETENUE CERTIFIES SELON EN 1017





CANDELABRES ECLAIRAGE PUBLIC



STRUCTURES SOLAIRES L'ENERGIE RENOUVELABLE



Garde-corps S8 Pedestrian parapet S8 type

	Dénomination	Designation
	GARDE-CORPS S8 ht 1005mm à sceller galvanisé	<i>Pedestrian parapet S8 - height 1005 mm - embedded - galvanized</i>
	GARDE-CORPS S8 à sceller ht 1005mm galvanisé et thermolaqué	<i>Pedestrian parapet S8 - height 1005 mm - embedded - galvanized and powder coated</i>
	GARDE-CORPS S8 ht 1005mm sur platine galvanisé	<i>Pedestrian parapet S8 - height 1005 mm - plate base - galvanized</i>
	GARDE-CORPS S8 ht 1005mm sur platine galvanisé et thermolaqué	<i>Pedestrian parapet S8 - height 1005 mm - plate base - galvanized and powder coated</i>



OPTIONS pour Garde-corps S8 Optional devices for pedestrian parapet S8 type

	Dénomination	Designation
	Plus-value pour S8 en hauteur 1500 mm - par ml - galvanisé	<i>Additional fee for pedestrian parapet S8 in height 1500 mm - galvanized - per lm</i>
	Plus-value pour S8 en hauteur 1500 mm - par ml - galvanisé et thermolaqué	<i>Additional fee for pedestrian parapet S8 in height 1500 mm - galvanized and powder coated - per lm</i>

Garde-corps URPEBA testé N1-W3-A Pedestrian parapet URPEBA N1-W3-A tested

	Dénomination	Designation
	Garde-corps et dispositif de retenue URPEBA N1-W3 - galvanisé	<i>Pedestrian parapet and VRS URPEBA N1-W3 - galvanized</i>
	Garde-corps et dispositif de retenue URPEBA N1-W3 - galvanisé et thermolaqué	<i>Pedestrian parapet and VRS URPEBA N1-W3 - galvanized and powder coated</i>
	Extrémité pour garde-corps URPEBA - galvanisée	<i>Terminal for pedestrian parapet URPEBA - galvanized</i>
	Extrémité pour garde-corps URPEBA - galvanisée et thermolaquée	<i>Terminal for pedestrian parapet URPEBA - galvanized and powder coated</i>

Dispositif PEU N1-W1-A - Pedestrian parapet PEU N1-W1-A

	Dispositif de retenue PEU N1-W1 galvanisé	<i>Pedestrian parapet and VRS PEU N1-W1 galvanized</i>
	Dispositif de retenue PEU N1-W1 galvanisé et thermolaqué	<i>Pedestrian parapet and VRS PEU N1-W1 galvanized and powder coated</i>

RACCORDS HIASA SELON LA NORME FRANCAISE NF 058
HIASA TRANSITIONS ACCORDING TO THE NF 058 FRENCH STANDARD

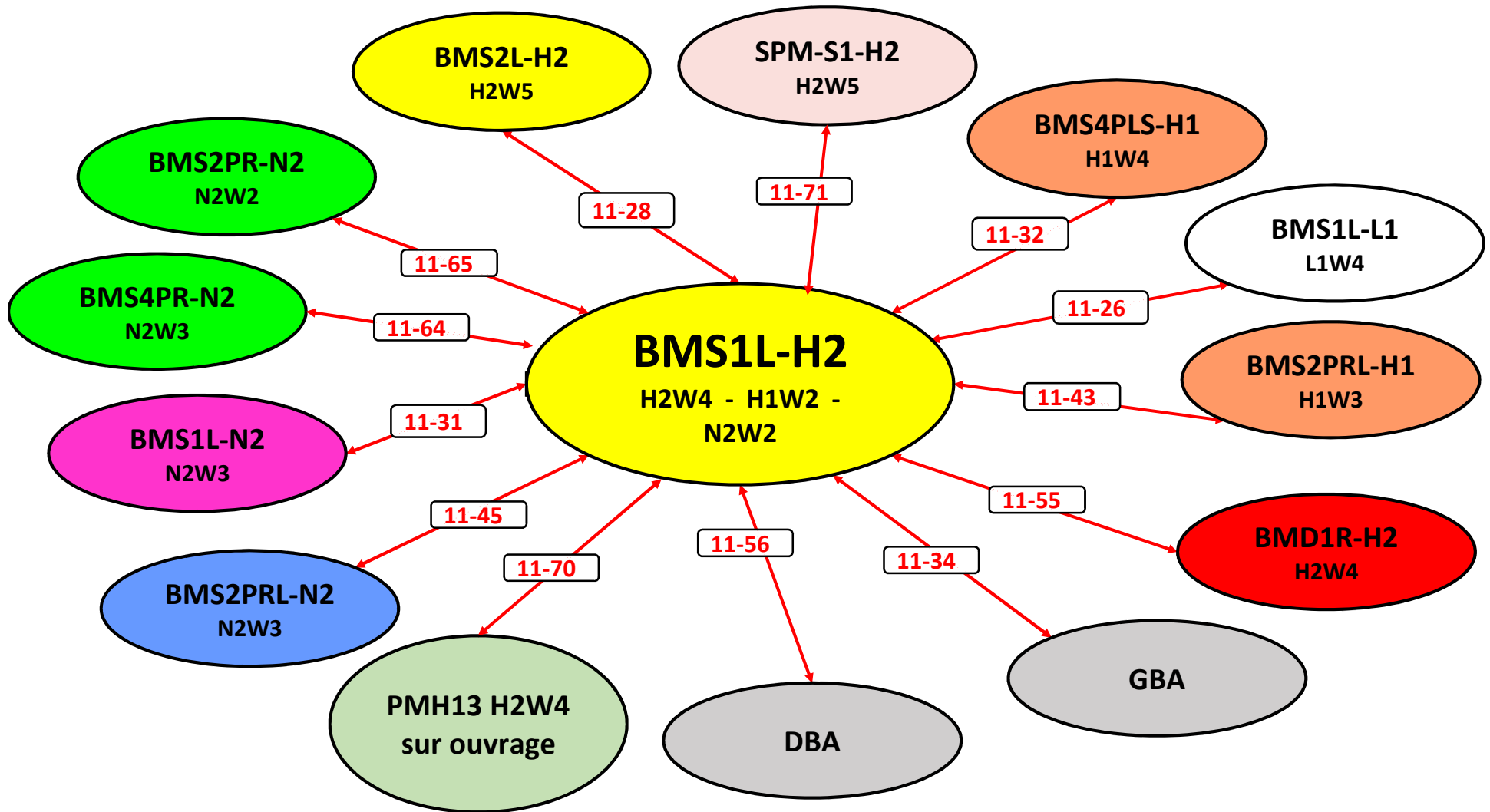
Système N° 1 - System N° 1	Système N° 2 - System N° 2	Classe - Class	Numéro ASCQUER - Ascquer number	Certificat NF058 - NF058 certificate	Date du certificat Date of the certificate
BMS4L-N2	BMS6L-N2	A	11-01	ok	02/06/2016
BMS2L-N2	BMS4L-N2	A	11-02	ok	02/06/2016
BMS1L-N2	BMS2L-N2	A	11-03	ok	02/06/2016
BMS6L-N2	GS4 NF	A	11-04	ok	02/06/2016
BMS4L-N2	GS4 NF	A	11-05	ok	02/06/2016
BMS4L-N2	GS2 NF	A	11-06	ok	02/06/2016
BMS2L-N2	GS4 NF	A	11-07	ok	02/06/2016
BMS2L-N2	GS2 NF	A	11-08	ok	02/06/2016
BMS1L-N2	GRC NF	A	11-09	ok	02/06/2016
BMS1L-N2	GCU NF	A	11-10	ok	02/06/2016
BMS1L-N2	BMS1L-L1	A	11-11	ok	26/08/2016
BMS1L-N2	BMS1P-N2	A	11-12	ok	26/08/2016
BMS2L-N2	BMS2Q-N2	A	11-13	ok	26/08/2016
BMS2L-N2	BMS4PL-N2	A	11-14	ok	26/08/2016
BMS2L-N2	SPM-S2	A	11-15	ok	27/07/2019
BMS4L-N2	SPM-S4	A	11-16	ok	27/07/2019
SPM-S2	SPM-S4	A	11-17	ok	26/08/2016
BMS1L-L1	BMS4PLS-H1	A	11-18	ok	26/08/2016
BMS2L-N2	BMSNF2L-N2	A	11-19	ok	26/08/2016
BMS4L-N2	BMSNF4L-N2	A	11-20	ok	26/08/2016
BMSNF2L-N2	BMSNF4L-N2	A	11-21	ok	26/08/2016
BMSNF2L-N2	GS2 NF	A	11-22	ok	26/08/2016
BMSNF4L-N2	GS4 NF	A	11-23	ok	26/08/2016
BMS1L-L1	BMS1P-H1	A	11-24	ok	26/08/2016
BMD2L-H1	DE2 NF	A	11-25	ok	04/11/2016
BMS1L-H2 (et H1)	BMS1L-L1	A	11-26	ok	04/11/2016
BMS4PLS-H1	BMD2L-H1	A	11-27	ok	04/11/2016
BMS1L-H2	BMS2L-H2	A	11-28	ok	04/11/2016
BMS2L-N2	EVOL GS 2.0	A	11-29	ok	16/12/2016
BMS4PLS-H1	EVOL GS 1.5	A	11-30	ok	16/12/2016
BMS1L-N2	BMS1L-H2	A	11-31	ok	30/05/2017
BMS1L-H2	BMS4PLS-H1	A	11-32	ok	30/05/2017
BMS1L-L1	GR4	A	11-33	ok	30/05/2017
BMS1L-H2	GBA	C	11-34	ok	18/09/2017
BMS2PRL-N2	GCU NF	A	11-35	ok	17/05/2018
BMS2PRL-N2	GRC NF	A	11-36	ok	17/05/2018
BMS4PRL-N2	GS2 NF	A	11-37	ok	17/05/2018
BMS4PRL-N2	GS4 NF	A	11-38	ok	17/05/2018
BMS6PRL-N2	GS2 NF	A	11-39	ok	17/05/2018
BMS6PRL-N2	GS4 NF	A	11-40	ok	17/05/2018
BMS4PLS-H1	BMD4R-H1	A	11-41	ok	17/05/2018

RACCORDS HIASA SELON LA NORME FRANCAISE NF 058
HIASA TRANSITIONS ACCORDING TO THE NF 058 FRENCH STANDARD

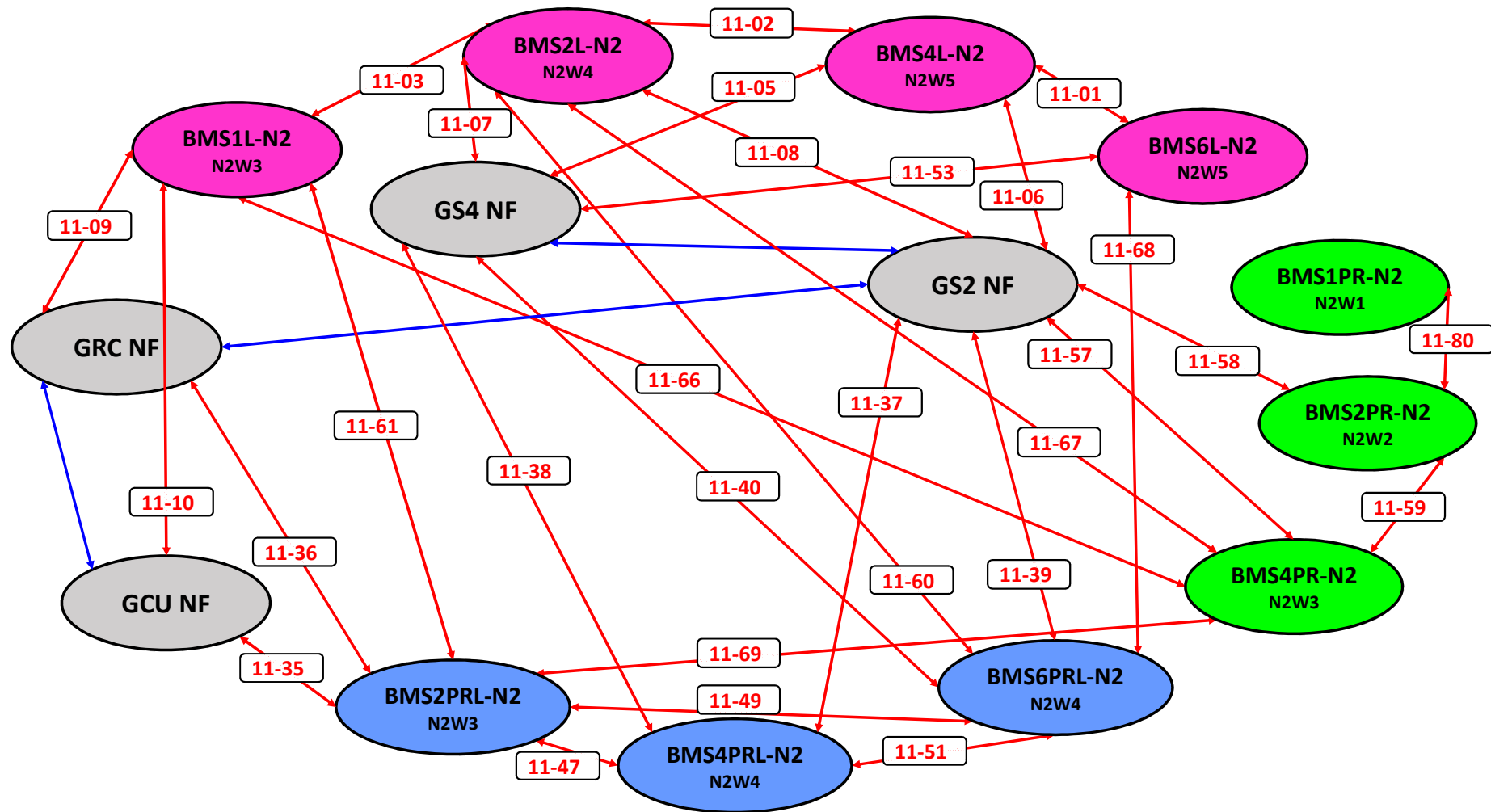
BMD1R-H2	BMD2R-H2	A	11-42	ok	17/05/2018
BMS2PRL-H1	BMS1L-H2	A	11-43	ok	17/05/2018
BMS2PRL-H1	BMS4PLS-H1	A	11-44	ok	17/05/2018
BMS2PRL-N2	BMS1L-H2	A	11-45	ok	17/05/2018
BMS2PRL-N2	BMS1P-N2	A	11-46	ok	17/05/2018
BMS2PRL-N2	BMS4PRL-N2	A	11-47	ok	17/05/2018
BMS4PRL-N2	BMS2Q-N2	A	11-48	ok	17/05/2018
BMS2PRL-N2	BMS6PRL-N2	A	11-49	ok	17/05/2018
BMS6PRL-N2	BMS2Q-N2	A	11-50	ok	17/05/2018
BMS4PRL-N2	BMS6PRL-N2	A	11-51	ok	17/05/2018
SPM-S2L	SPM-S4L	A	11-52	ok	01/06/2018
BMS6L-N2 (A1)	GS4 NF	A	11-53	ok	25/10/2018
BMS2L-H2	BMD2R-H2	A	11-54	ok	25/10/2018
BMS1L-H2	BMD1R-H2	A	11-55	ok	25/10/2018
BMS1L-H2	DBA	B/C	11-56	ok	25/10/2018
BMS4PR-N2	GS2 NF	A	11-57	ok	12/02/2019
BMS2PR-N2	GS2 NF	A	11-58	ok	12/02/2019
BMS2PR-N2	BMS4PR-N2	A	11-59	ok	12/02/2019
BMS6PRL-N2	BMS2L-N2	A	11-60	ok	12/02/2019
BMS2PRL-N2	BMS1L-N2	A	11-61	ok	12/02/2019
BMS2PRL-H1	BMS4PRL-H1	A	11-62	ok	12/02/2019
BMS4PRL-H1	BMS4PLS-H1	A	11-63	ok	12/02/2019
BMS4PR-N2	BMS1L-H2	A	11-64	ok	12/02/2019
BMS2PR-N2	BMS1L-H2	A	11-65	ok	12/02/2019
BMS4PR-N2	BMS1L-N2	A	11-66	ok	12/02/2019
BMS4PR-N2	BMS2L-N2	A	11-67	ok	12/02/2019
BMS6L-N2	BMS6PRL-N2	A	11-68	ok	25/02/2019
BMS4PR-N2	BMS2PRL-N2	A	11-69	ok	25/02/2019
BMS1L-H2	PMH-13	B	11-70	ok	21/06/2019
BMS4PLS-H1	SPM-S4-H1	A	11-71	ok	05/08/2019
BMS1L-H2	SPM S1 H2	A	11-72	ok	26/07/2019
BMS2L-H2	SPM S1 H2	A	11-73	ok	26/07/2019
BMS4PRL-N2	SPM-S2L	A	11-74	ok	26/07/2019
BMS4PRL-N2	SPM-S4L	A	11-75	ok	26/07/2019
BMS4PR-N2	SPM-S2L	A	11-76	ok	23/07/2019
BMS2L-N2	SPM-S2L	A	11-77	ok	26/07/2019
BMS4L-N2	SPM-S4L	A	11-78	ok	26/07/2019
SMART RAIL H4b OA	SMART RAIL H4b hors OA	A	11-79	ok	26/07/2019
BMS2PR-N2	BMS1PR-N2	A	11-80	ok	26/07/2019

BMS2PRL-N2	GBA	C	en cours de certification		
------------	-----	---	---------------------------	--	--

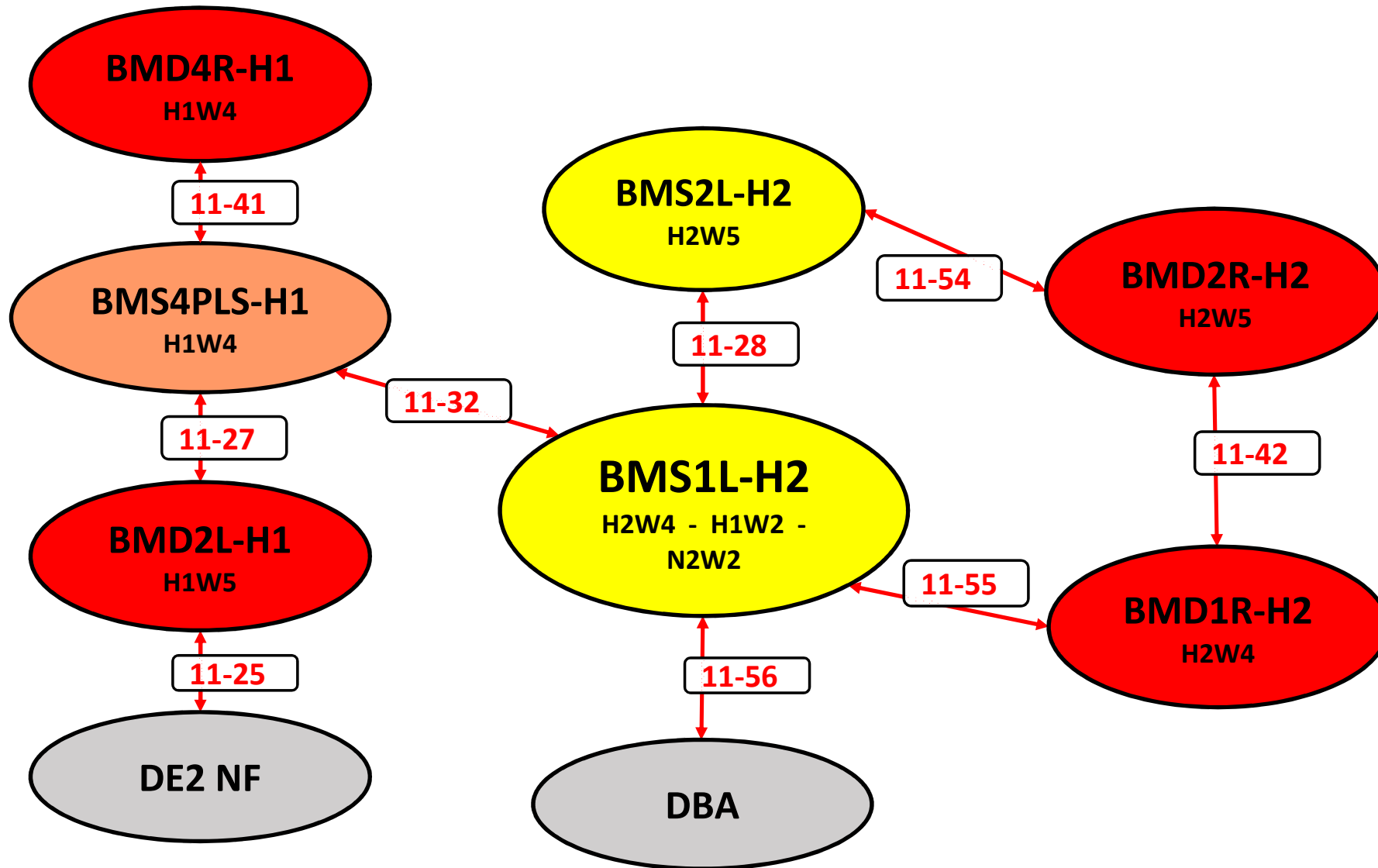
RACCORDS NF 058 AVEC BMS1L-H2



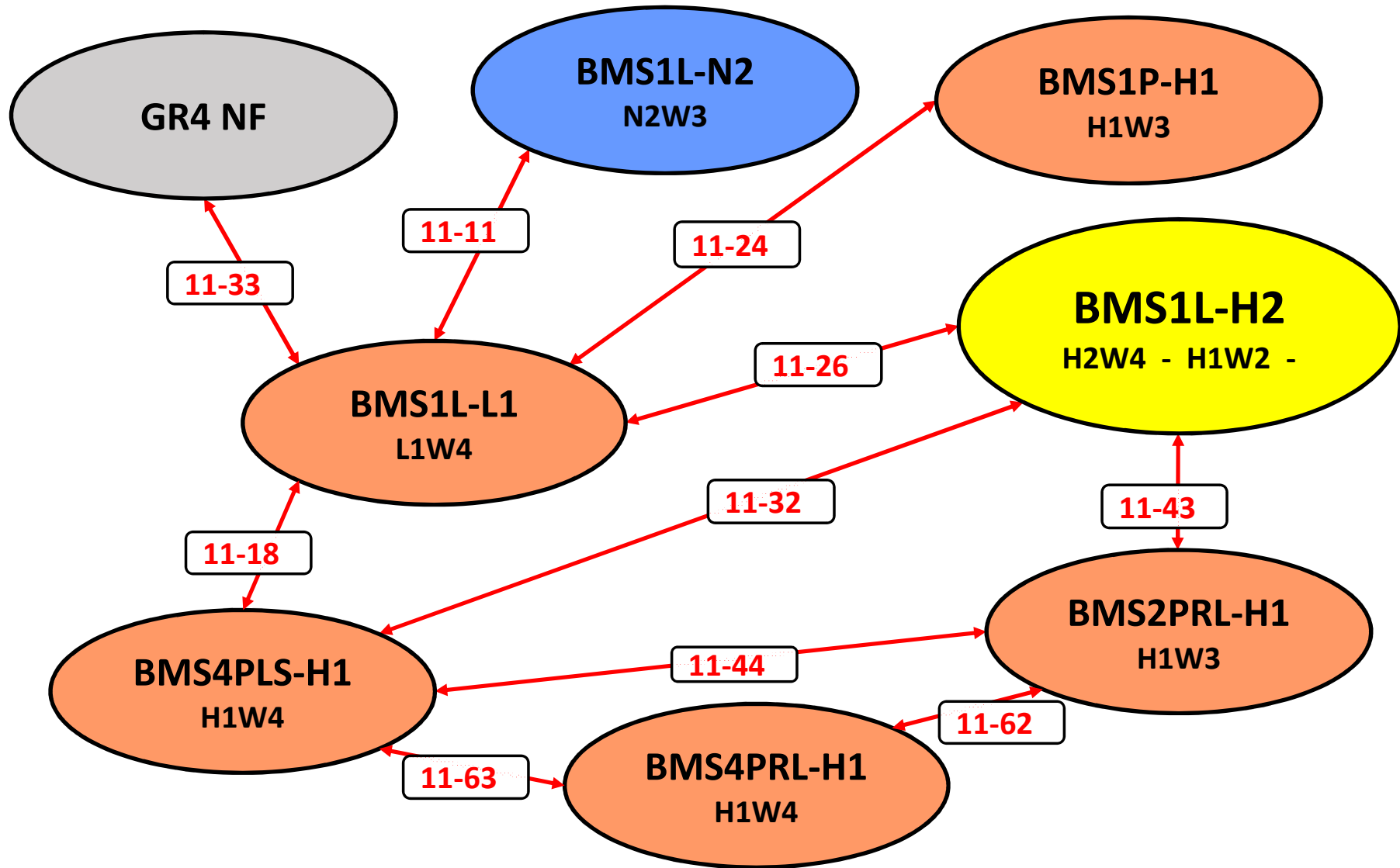
RACCORDS NF 058 AVEC GLISSIERES N2 ET NF



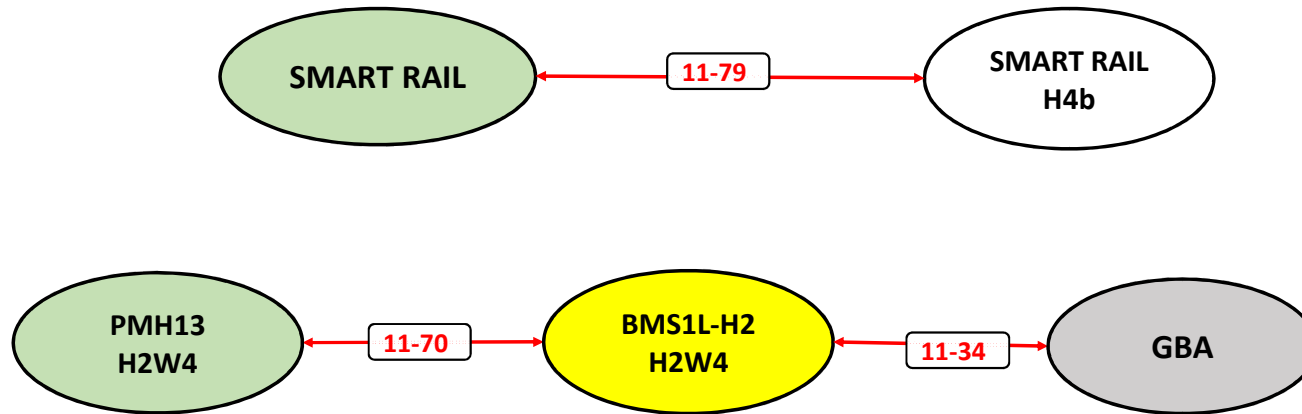
RACCORDS NF 058 AVEC GLISSIERES DOUBLES



RACCORDS NF 058 GLISSIERES H1

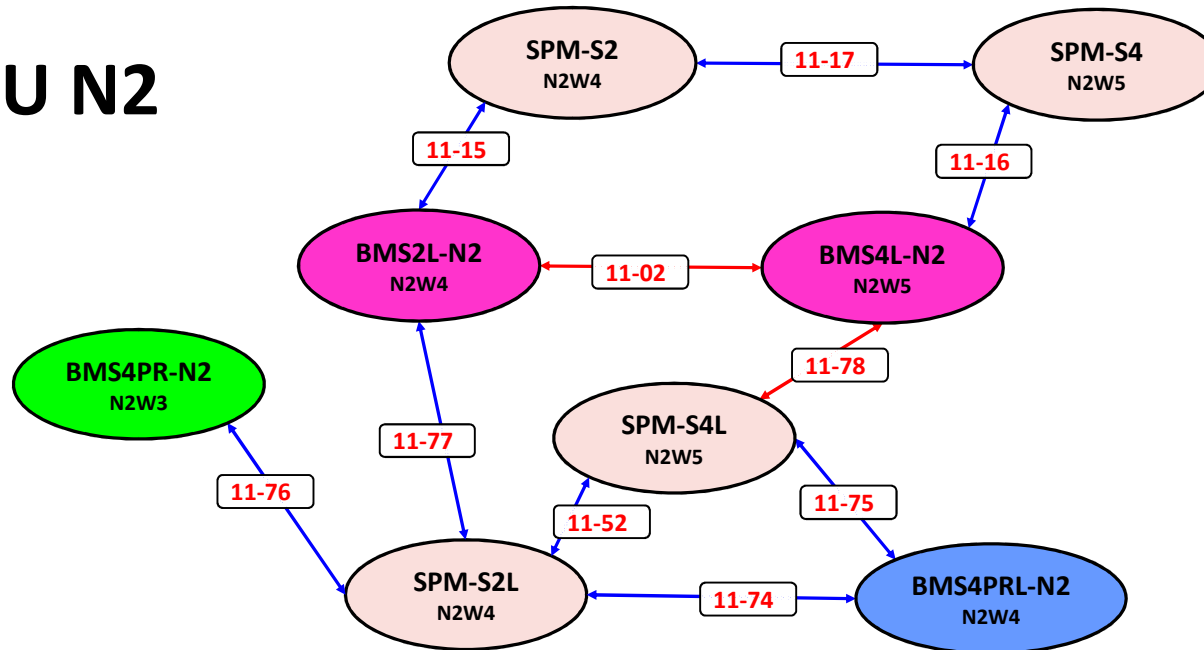


RACCORDS NF 058 SUR OA

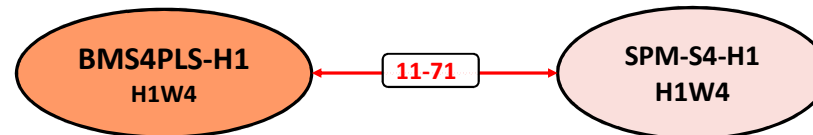


RACCORDS NF 058 AVEC DISPOSITIFS SPM

NIVEAU N2



NIVEAU H1



NIVEAU H2

